



EUROPE
INTEGRATION
FOREIGN AFFAIRS
FEDERAL MINISTRY
REPUBLIC OF AUSTRIA

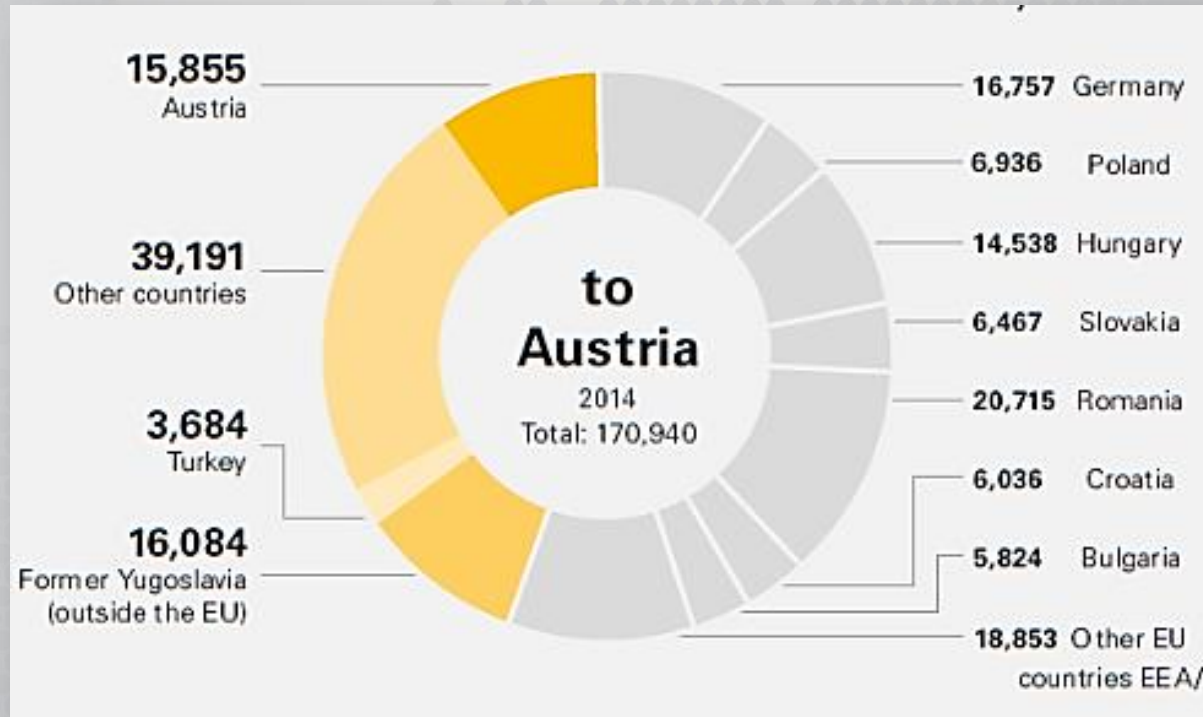
Integration of beneficiaries of international protection: Austria Facts and approaches

Bratislava, Slovak Republic

December 1, 2015

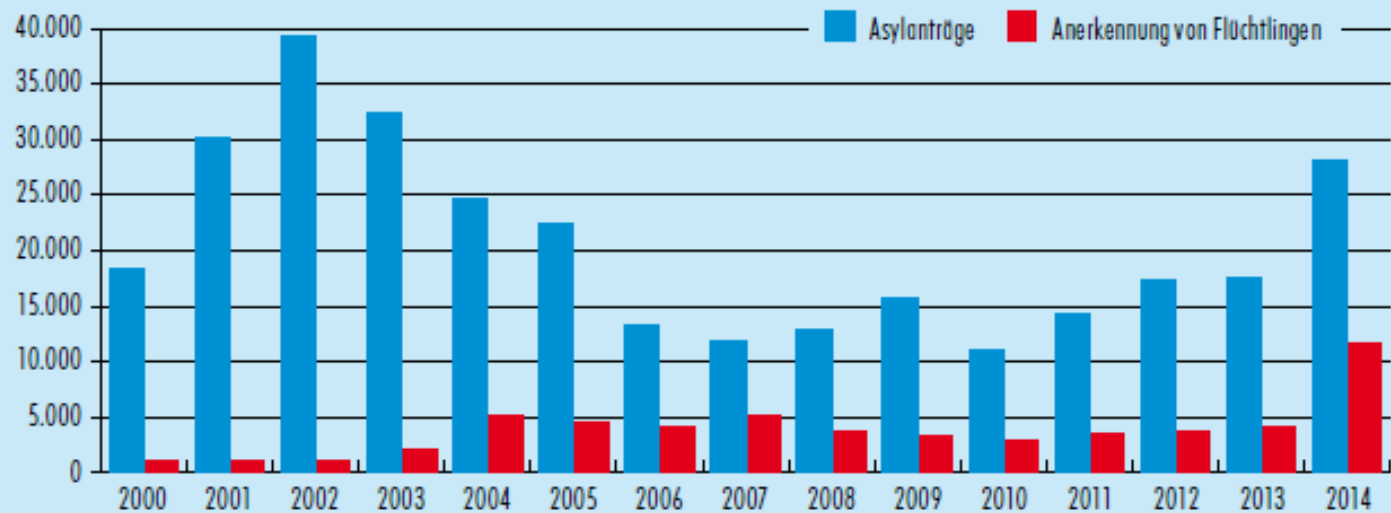
Department VIII.2 – Integration Coordination
Nora Kienzer

Austria and immigration



Asylum applications

Asylanträge und Anerkennungen in Österreich 2000-2014



Q.: BMI, Asylstatistik 2000-2014. – Die Anzahl der Anerkennungen steht in keinem Zusammenhang mit der Zahl der im selben Jahr gestellten Asylanträge.

Asylum applications 2015

	2015	Vorjahr	Differenz
Jänner	4.124	1.520	171,32%
Februar	3.280	1.236	165,37%
März	2.937	1.332	120,50%
April	4.039	1.410	186,45%
Mai	6.393	1.781	258,96%
Juni	7.680	1.768	334,39%
Juli	8.890	2.218	300,81%
August	8.797	2.447	259,50%
September	10.216 ²	3.298	209,76%
Summe:	56.356	17.010	231,31%

Source: Asylum statistics, Federal Ministry of the Interior, Austria, per 30.09.2015

- Forecast for 2015: 95.000 asylum applications

Asylum applications 2015

TOP 15 der Asylanträge nach Staatsangehörigkeit und Antragsmonat per 30.09.2015

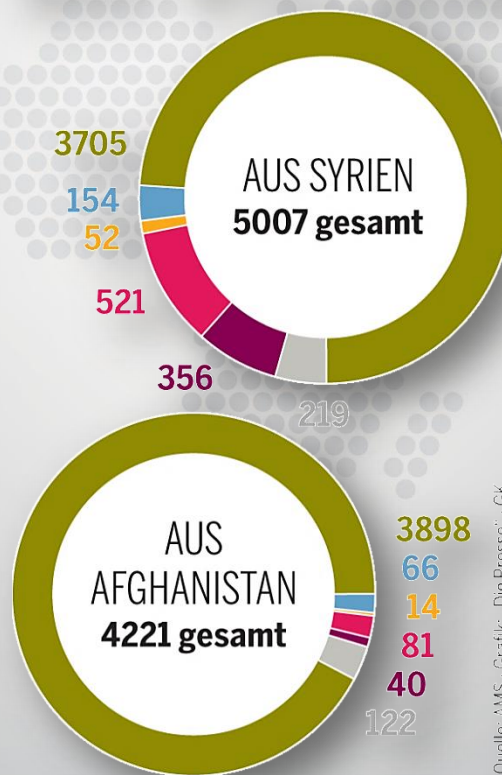
	Jänner	Februar	März	April	Mai	Juni	Juli	August	September	Summe:
Syrien	900	672	837	1.027	1.836	2.452	2.358	2.866	3.647	16.595
Afghanistan	670	429	581	773	1.507	1.830	2.790	1.910	2.197	12.687
Irak	292	204	309	606	1.141	1.266	1.308	1.292	2.607	9.025
Pakistan	82	67	97	207	327	414	555	957	119	2.825
Kosovo	1.065	960	118	66	54	37	49	31	34	2.414
Somalia	103	139	136	271	279	235	258	157	124	1.702
staatenlos	118	64	58	107	192	233	196	182	272	1.422
Russische Föderation	155	158	133	150	115	117	139	143	156	1.266
Iran	103	70	85	110	96	123	220	165	286	1.258
Nigeria	56	80	86	92	118	122	106	156	170	986
Algerien	51	75	70	90	106	118	100	67	48	725
Bangladesch	7	10	18	30	55	43	147	272	43	625
Ukraine	60	43	54	61	47	48	35	50	38	436
Marokko	34	28	32	33	61	62	36	32	24	342
Indien	26	28	31	31	41	34	51	51	48	341
Sonstige	402	253	292	385	418	546	542	466	403	3.707
Summe:	4.124	3.280	2.937	4.039	6.393	7.680	8.890	8.797	10.216	56.356

Source: Asylum statistics, Federal Ministry of the Interior, Austria, per 30.09.2015

Persons entitled to asylum and subsidiary protection– level of qualifications

Ausbildung

von Asyl- und Schutzberechtigten in Österreich



Quelle: AMS - Grafik: „Die Presse“ - GK

Action taken by the government

- September 11, 2015: meeting of the government
- Agreement on the general outline and funding
- EUR 75 million for measures grouped under „integration“
 - i.a. German classes for young adults, language and social support at schools, values and orientation courses
- EUR 70 million for measures grouped under „labour market“
 - i.a. skills checks, voluntary integration year, other labour market measures

50 Action Points – A Plan for the Integration of Personen entitled to Asylum or Subsidiary Protection in Austria

- November 17, 2015: presentation by Federal Minister for Integration together with national experts
- 50 measures in key areas ranging from education, to labour market integration and coexistence
- Key elements:
 - Language skills
 - Labour market integration
 - Values
- http://www.bmeia.gv.at/fileadmin/user_upload/Zentrale/Integration/Publikationen/Integrationsplan_final_EN.pdf

Lessons learned

- Integration efforts of previous years have paid off
 - integration strategy based on National Action Plan for Integration in place since 2010
- Integration needs leadership
- Integration measures need an interdisciplinary, cross-cutting approach with strong coordination
- Integration can and has to be managed: integration does not just happen by itself
- Measures have to be taken by all stakeholders, without releasing target groups from responsibility to undertake integration efforts
- Language and labour market integration are key elements
- Clear communication on „where one has to integrate into“; values

Danke
Merci
Thank You
Grazie
Gracias
Hvala
Djekuju
Shukran
谢谢

[http://www.bmeia.gv.at/en/integration/
integration@bmeia.gv.at](http://www.bmeia.gv.at/en/integration/integration@bmeia.gv.at)



EUROPE
INTEGRATION
FOREIGN AFFAIRS
FEDERAL MINISTRY
REPUBLIC OF AUSTRIA

Annex: Employment rates

- 73% without migration background
 - women 70%
 - men 77%
- 64% with migration background
 - women 58%
 - men 69%
 - migration background EU overall: 75%
 - migration background former Yugoslavia overall: 63%
 - migration background Turkey overall: 54% (women 42%)

Annex: Unemployment rates

